



BOOKINGS & PAYMENTS WITH QKR

We are moving towards additional service and events being paid by the Qkr application.

At the moment we are using it for Canteen, Year 12 Windcheater, Mary MacKillop Day, Graduation Dinner and Formal. We encourage our community, if you have not already done so, to download the Qkr application.

Qkr payments are only available for the above at this stage. Any extensions to this list will be advised to you accordingly. Please note Qkr is not to be utilised to pay for your school fees account.



masterpass
For quicker, hassle-free school payments, try Qkr! today



Introducing Qkr! (pronounced 'quicker') by Mastercard, the secure and easy way to order and pay for school items from your phone at a time and place that suits you.

With Qkr you can:

- Pay for a variety of school items;
- See your receipts on the app and get them sent by email if required.

Getting started is easy - try it yourself today

Step 1 Download Qkr!
on your Android phone or iPhone. iPad users can download iPhone app

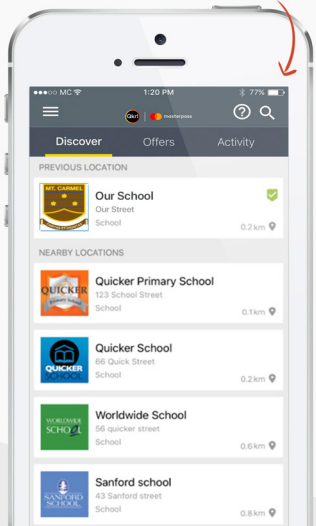



Step 2 Register
Select your Country of Residence as 'Australia' and follow the steps to register

Step 3 Find our school
Our school will appear in 'Nearby Locations' if you're within 10kms of the school, or search for our school by name.

Step 4 Register your children
When first accessing our school you will be prompted to add a student profile for your child. This allows you to make orders and payments for them.

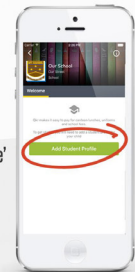
Search for our school name



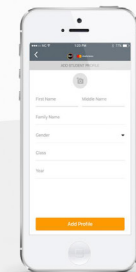
If you have made a purchase you can select our school from 'Previous Location'

If you're within 10 kms of the school, you can select our school from 'Nearby Locations'

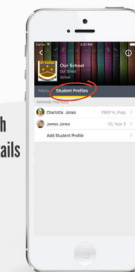
Add your children's details in Student Profiles



Select 'Add student profile'

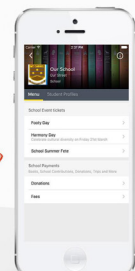


Add each child's details

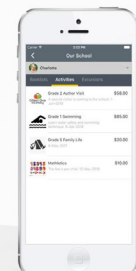


Manage each child's details in Student Profiles

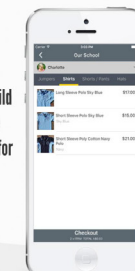
Purchase school items



Select a menu from our school



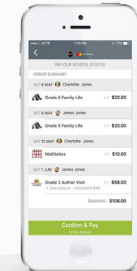
Select child you are ordering for




Select your items

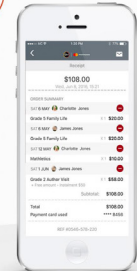
Tap 'Checkout' then confirm and pay

Making payments





Add up to 5 cards to your wallet



At checkout select which card to pay with.

Pay with any cards accepted by the school.

Once your payment is approved you can continue to the home page, or view your receipt.