



BOOKINGS & PAYMENTS WITH QKR

QKR payment is required or available in a significant number of areas (eg; Canteen, OSHC, Sports Programs, VET Courses, Music/Drama, Parents & Friends & other activities and events). We encourage our community, if you have not already done so, to download the QKR application. If you experience difficulties downloading onto your mobile phone, the other option is accessing QKR on your Laptop or PC. Copy & paste the following link onto your browser to either sign up or login: <https://qkr-store.qkrschool.com/store/#/home>

Please note Qkr is not to be utilised to pay for your school fees account.



masterpass
For quicker, hassle-free school payments, try Qkr! today



Introducing Qkr! (pronounced 'quicker') by Mastercard, the secure and easy way to order and pay for school items from your phone at a time and place that suits you.

With Qkr you can:

- Pay for a variety of school items;
- See your receipts on the app and get them sent by email if required.

Getting started is easy - try it yourself today

Step 1 Download Qkr!
on your Android phone or iPhone. iPad users can download iPhone app

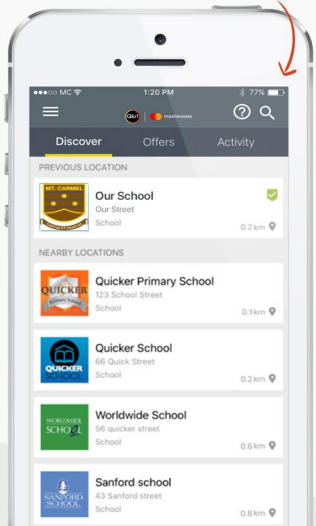



Step 2 Register
Select your Country of Residence as 'Australia' and follow the steps to register

Step 3 Find our school
Our school will appear in 'Nearby Locations' if you're within 10kms of the school, or search for our school by name.

Step 4 Register your children
When first accessing our school you will be prompted to add a student profile for your child. This allows you to make orders and payments for them.

Search for our school name

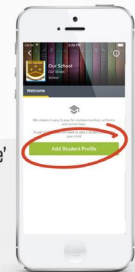


If you have made a purchase you can select our school from 'Previous Location'

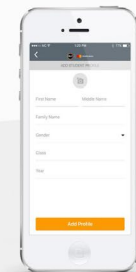
If you're within 10 kms of the school, you can select our school from 'Nearby Locations'

Add your children's details in Student Profiles

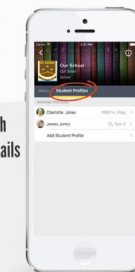
Select 'Add student profile'



Add each child's details

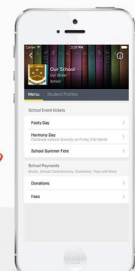


Manage each child's details in Student Profiles

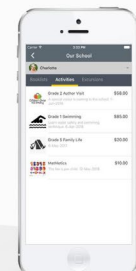


Purchase school items

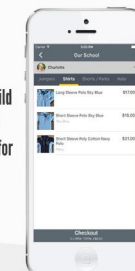
Select a menu from our school



Select child you are ordering for



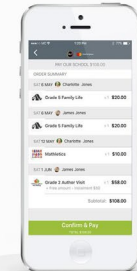
Select your items




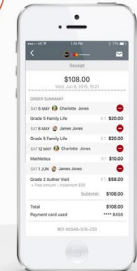
Tap 'Checkout' then confirm and pay

Making payments

Add up to 5 cards to your wallet







At checkout select which card to pay with.

Pay with any cards accepted by the school.

Once your payment is approved you can continue to the home page, or view your receipt.